



Commercial Lighting



Industrial Lighting



Sports Lighting

MLLG-LED Panel Product Family



**Why
contractors
choose us**



Free Lighting
Plans to ensure
customer
satisfaction



Dedicated
Lighting
Specialist for
each project




Large
inventory of
LED Lights

Table of Contents

	Page Number
- MLLG-AL-LED-PANBLH-2X2-25-40	3
- LLS-AL-BLP-2X2-40/30/25-CC-6P	4
- MLLG-AL-LED-PANBLH-2X2-25-CC-EM	5
- MLLG-WD-LED-PANBLH-2X2-25-CC	6
- MLLG-AL-LED-PANBLH-2X4-50-CC-6P	7
- MLLG-AL-LED-PANBLH-2X4-40-40	8
- MLLG-AL-LED-PANBLH-2X4-50-40	9
- MLLG-AL-LED-PANBLH-2X4-WC-CC-MS	10
- MLLG-AL-LED-PANBLH-2X4-40-CC-EM	11
- MLLG-WD-LED-PANBLH-2X4-46-CC	12
- MLLG-AL-LED-PANBLH-1x4-WC-CC	13
- MLLG-WD-LED-PANTH-2X2-WC-CC	14
- MLLG-WD-LED-PANTH-2X4-WC-CC	15

25w LED Panel | 3472 Lumens | 4000K | 100-277V



Product Details

SKU: MLLG-AL-LED-PANBLH-2X2-25-40

Web ID: 1709

25 Watt 2X2 back lit flat LED panel produces 3472 lumens at 139 lumens/watt. It is designed with a corrosion-resistant aluminum frame. It also features a 1-10V dimmable driver with low voltage protection short circuit and circuit overload protection all built-in. The anti-yellowing Polycarbonate lens/diffuser provides uniform light distribution with minimal glare. It comes with 100V-277V LED Driver and is available in 4000K color temperature.

This fixture can be recessed mounted for drop-in grid ceiling installations. You can also suspend it with wire (not included) using attached clips. The clips allow the fixture to be locked into the grid ideal for areas that are prone to earthquakes. These panels are Damp location-rated.

Product Specifications

Watts:	25	Dimmable:	1-10V
Lumens:	3472	Beam Angle:	150°
Lumens/Watt:	139	Optics:	Polycarbonate Diffuser
Replaces:	Fluorescent Troffer	Frequency:	50 / 60 hz
Color Temp:	4000K	Housing:	Aluminum Frame
CRI:	80+	Fixture Color:	White
Input Voltage:	100V-277V	Mounting:	Chain-Cable Recessed Surface
Operating Temp:	-14°F to +104°F	Dimensions:	23.75 in X 23.75 in X 1.25 in
Rated Life:	50,000 (L70) hours	Weight:	4.4 lbs
		Warranty:	5 years

Product Options

Hanging Kit

[Hanging Kit](#)

Surface Mount Kit

[Surface Mount Kit](#)

25 / 30 / 40 Wattage Adjustable 2X2 LED Backlit Panel Light



Product Details

SKU: LLS-AL-BLP-2X2-40/30/25-CC-6P

Web ID: 2215

This product is sold in packs of 6.

25 | 30 | 40 Wattage Adjustable 2X2 back lit flat LED panel produces 3300 | 3975 | 5300 lumens at 132 lumens/watt. It is designed with a corrosion-resistant aluminum frame. It also features a 0-10V dimmable driver with low voltage protection short circuit and circuit overload protection all built-in.

The anti-yellowing Polycarbonate lens/diffuser provides uniform light distribution with minimal glare. It comes with 100V-277V LED Driver and is available in 3500K or 4000K or 5000K toggle adjustable color temperature.

This fixture can be recessed mounted for drop-in grid ceiling installations or can be installed as a surface mount fixture. These panels are Damp location-rated.

Product Specifications

Watts:	25 30 40	Dimmable:	0-10V
Lumens:	3300 3975 5300	Beam Angle:	110°
Lumens/Watt:	132	Optics:	Polycarbonate Diffuser
Replaces:	Fluorescent Troffer	Frequency:	50 / 60 hz
Color Temp:	3500K 4000K 5000K	Housing:	Aluminum Frame
CRI:	80+	Fixture Color:	White
Input Voltage:	100V-277V	Mounting:	Recessed Surface
Operating Temp:	-14°F to +104°F	Dimensions:	23.75 in X 23.75 in X 1.25 in
Rated Life:	50,000 (L70) hours	Weight:	4.5 lbs
		Warranty:	5 years

25 Watt LED Backlit Panel Light | 3472 Lumens



Product Details

SKU: MLLG-AL-LED-PANBLH-2X2-25-CC-EM

Web ID: 2036

25 Watt color adjustable 2X2 back lit flat LED panel produces 3472 lumens at 139 lumens/watt. It is designed with a corrosion-resistant aluminum frame. You can choose 3000K or 4000K or 5000K color temperature. It also features a 1-10V dimmable driver with low voltage protection short circuit and circuit overload protection all built-in. This Panel has an Emergency Backup Battery built in.

The anti-yellowing Polycarbonate lens/diffuser provides uniform light distribution with minimal glare. It comes with 100V-277V LED Driver. This fixture can be recessed mounted for drop-in grid ceiling installations. You can also suspend it with wire (not included) using attached clips. The clips allow the fixture to be locked into the grid ideal for areas that are prone to earthquakes. These panels are Damp location-rated.

Product Specifications


Watts:	25	Dimmable:	1-10V
Lumens:	3472	Beam Angle:	110°
Lumens/Watt:	139	Optics:	Polycarbonate Diffuser
Replaces:	Fluorescent Troffer	Frequency:	50 / 60 hz
Color Temp:	3000K 4000K 5000K	Housing:	Aluminum Frame
CRI:	80+	Fixture Color:	White
Input Voltage:	100V-277V	Mounting:	Chain-Cable Recessed
Operating Temp:	-14°F to +104°F	Dimensions:	23.8 in X 23.8 in X 2.5 in
Rated Life:	100,000 (L70) hours	Weight:	6.8 lbs
		Warranty:	5 years

Product Options

Hanging Kit

Hanging Kit

20 / 25 / 30 Watt Adjustable 2X2 LED Backlit Panel Light



Product Details

SKU: MLLG-WD-LED-PANBLH-2X2-25-CC

Web ID: 2061

20 | 25 | 30 Watt Power & Color Adjustable 2X2 flat LED panel produces 2660 | 3350 | 3810 lumens at 130 lumens/watt. It has a durable housing and uses long-life LED Chips. It features a 1-10V dimmable driver.

The Polycarbonate lens/diffuser provides uniform light distribution with minimal glare. It comes with 100V-277V LED Driver. Color Temperature can be selected by adjusting onboard toggles: 3500K or 4000K or 5000K.

This LED Panel has the following mounting options: Recessed or Surface. They are indoor-only fixtures and can operate in temperatures ranging from -14 F to 104 F.

Options:

Emergency Battery Backup - Call us for details and ordering

Product Specifications

Watts:	20 25 30	Dimmable:	1-10V
Lumens:	2660 3350 3810	Beam Angle:	110°
Lumens/Watt:	130	Optics:	Polycarbonate Diffuser
Replaces:	Fluorescent Troffer	Frequency:	50 / 60 hz
Color Temp:	3500K 4000K 5000K	Housing:	Aluminum Frame
CRI:	80+	Fixture Color:	White
Input Voltage:	100V-277V	Mounting:	Recessed Surface
Operating Temp:	-14°F to +104°F	Dimensions:	23.75 in X 23.75 in X 1.5 in
Rated Life:	50,000 (L70) hours	Weight:	5.7 lbs
		Warranty:	5 years

Product Options

Surface Mounting Kit

Surface Mounting Kit

30 / 40 / 50 Wattage Adjustable 2X4 LED Backlit Panel Light



Product Details

SKU: MLLG-AL-LED-PANBLH-2X4-50-CC-6P

Web ID: 2162

This product is sold in packs of 6.

30 | 40 | 50 Watt Adjustable 2X4 color adjustable backlit flat LED panel produces 3360 | 4480 | 5645 lumens at 113 lumens/watt. It is designed with a corrosion-resistant aluminum frame. You can choose 3500K or 4000K or 5000K color temperature. It also features a 0-10V dimmable driver with low voltage protection short circuit and circuit overload protection all built-in.

The anti-yellowing Polycarbonate lens/diffuser provides uniform light distribution with minimal glare. It comes with 100V-277V LED Driver. This fixture can be recessed mounted for drop-in grid ceiling installations. You can also suspend it with wire (not included) using attached clips. The clips allow the fixture to be locked into the grid ideal for areas that are prone to earthquakes. These panels are Damp location-rated.

Product Specifications

Watts:	30 40 50	Dimmable:	0-10V
Lumens:	3360 4480 5645	Beam Angle:	120°
Lumens/Watt:	113	Optics:	Polycarbonate Diffuser
Replaces:	Fluorescent Troffer	Frequency:	50 / 60 hz
Color Temp:	3500K 4000K 5000K	Housing:	Aluminum Frame
CRI:	80+	Fixture Color:	White
IP Rating:	Wet Location Rated	Mounting:	Chain-Cable Recessed Surface
Input Voltage:	100V-277V	Dimensions:	23.75 in X 47.75 in X 1.25 in
Operating Temp:	-14°F to +104°F	Weight:	9 lbs
Rated Life:	100,000 (L70) hours	Warranty:	5 years

40 Watt 2X4 LED Back Lit Panel | 5558 Lumens | 4000K | 100-277V



Product Details

SKU: MLLG-AL-LED-PANBLH-2X4-40-40

Web ID: 1710

40 Watt 2X4 back lit flat LED panel produces 5558 lumens at 139 lumens/watt. It is designed with a corrosion-resistant aluminum frame. It also features a 1-10V dimmable driver with low voltage protection short circuit and circuit overload protection all built-in. The anti-yellowing Polycarbonate lens/diffuser provides uniform light distribution with minimal glare. It comes with 100V-277V LED Driver and is available in 4000K color temperature.

This fixture can be recessed mounted for drop-in grid ceiling installations. You can also suspend it with wire (not included) using attached clips. The clips allow the fixture to be locked into the grid ideal for areas that are prone to earthquakes. These panels are Damp location-rated.

Product Specifications

Watts:	40	Dimmable:	1-10V
Lumens:	5558	Beam Angle:	150°
Lumens/Watt:	139	Optics:	Polycarbonate Diffuser
Replaces:	Fluorescent Troffer	Frequency:	50 / 60 hz
Color Temp:	4000K	Housing:	Aluminum Frame
CRI:	80+	Fixture Color:	White
Input Voltage:	100V-277V	Mounting:	Chain-Cable Recessed Surface
Operating Temp:	-14°F to +104°F	Dimensions:	23.75 in X 47.75 in X 1.25 in
Rated Life:	50,000 (L70) hours	Weight:	9 lbs
		Warranty:	5 years

Product Options


Hanging Kit

[Hanging Kit](#)

Surface Mount Kit

[Surface Mount Kit](#)

50 Watt 2X4 LED Back Lit Panel | 7093 Lumens | 4000K | 100-277V



Product Details

SKU: MLLG-AL-LED-PANBLH-2X4-50-40

Web ID: 1811

50 Watt 2X4 back lit flat LED panel produces 7093 lumens at 142 lumens/watt. It is designed with a corrosion-resistant aluminum frame. It also features a 1-10V dimmable driver with low voltage protection short circuit and circuit overload protection all built-in. The anti-yellowing Polycarbonate lens/diffuser provides uniform light distribution with minimal glare. It comes with 100V-277V LED Driver and is available in 4000K color temperature.

This fixture can be recessed mounted for drop-in grid ceiling installations. You can also suspend it with wire (not included) using attached clips. The clips allow the fixture to be locked into the grid ideal for areas that are prone to earthquakes. These panels are Damp location-rated.

Product Specifications

Watts:	50	Dimmable:	1-10V
Lumens:	7093	Beam Angle:	150°
Lumens/Watt:	142	Optics:	Polycarbonate Diffuser
Replaces:	Fluorescent Troffer	Frequency:	50 / 60 hz
Color Temp:	4000K	Housing:	Aluminum Frame
CRI:	80+	Fixture Color:	White
Input Voltage:	100V-277V	Mounting:	Chain-Cable Recessed Surface
Operating Temp:	-14°F to +104°F	Dimensions:	23.75 in X 47.75 in X 1.25 in
Rated Life:	50,000 (L70) hours	Weight:	9 lbs
		Warranty:	5 years

Product Options

Hanging Kit

Hanging Kit

Surface Mount Kit

Surface Mount Kit

35 / 40 / 45 / 50 Watt Adjustable 2X4 LED Backlit Panel | 5202 to 7092 Lumens



Product Details

SKU: MLLG-AL-LED-PANBLH-2X4-WC-CC-MS

Web ID: 1825

35 | 40 | 45 | 50 Watt Power and Color Adjustable 2X4 back lit flat LED panel produces 5202 | 6896 | 6501 | 7092 lumens at 148 lumens/watt. It is designed with a corrosion-resistant aluminum frame. You can choose 3000K or 3500K or 4000K or 5000K color temperature. It also features a 1-10V dimmable driver with low voltage protection short circuit and circuit overload protection all built-in. The anti-yellowing Polycarbonate lens/diffuser provides uniform light distribution with minimal glare. It comes with 100V-277V LED Driver.

This fixture can be recessed mounted for drop-in grid ceiling installations. You can also suspend it with wire (not included) using attached clips. The clips allow the fixture to be locked into the grid ideal for areas that are prone to earthquakes. These panels are Damp location-rated. They are indoor-only fixtures and can operate in temperatures ranging from -14 F to 104 F.

MOTION SENSOR: Adjustable detection area hold time daylight sensor stand-by period and stand-by dimming period. The fixture can be set by adjusting dip switches on the unit or the optional remote control unit.

Product Specifications

Watts:	35 40 45 50	Dimmable:	1-10V
Lumens:	5202 6896 6501 7092	Beam Angle:	150°
Lumens/Watt:	148	Optics:	Polycarbonate Diffuser
Replaces:	Fluorescent Troffer	Frequency:	50 / 60 hz
Color Temp:	3000K 3500K 4000K 5000K	Housing:	Aluminum Frame
CRI:	80+	Fixture Color:	White
Input Voltage:	100V-277V	Mounting:	Chain-Cable Recessed Surface
Operating Temp:	-14°F to +104°F	Dimensions:	23.75 in X 47.75 in X 1.25 in
Rated Life:	70,000 hours	Weight:	9 lbs
		Warranty:	5 years

Product Options

Remote Control	Hanging Kit
Motion Sensor Remote Control - Qty 1	Hanging Kit
Motion Sensor Remote Control - Qty 2	
Motion Sensor Remote Control - Qty 3	

35 / 40 / 45 / 50 Watt Adjustable 2X4 LED Backlit Panel Light



Product Details

SKU: MLLG-AL-LED-PANBLH-2X4-40-CC-EM

Web ID: 1824

35 | 40 | 45 | 50 Watt 2X4 color changing back lit flat LED panel produces 5202 | 6896 | 6501 | 7092 lumens at 148 lumens/watt. It is designed with a corrosion-resistant aluminum frame. You can choose 3500K or 4000K or 5000K color temperature. It also features a 1-10V dimmable driver with low voltage protection short circuit and circuit overload protection all built-in.

The anti-yellowing Polycarbonate lens/diffuser provides uniform light distribution with minimal glare. It comes with 100V-277V LED Driver. This fixture can be recessed mounted for drop-in grid ceiling installations. You can also suspend it with wire (not included) using attached clips. The clips allow the fixture to be locked into the grid ideal for areas that are prone to earthquakes. These panels are Damp location-rated. EMERGENCY BACKUP: 15 Watts of Emergency Power producing 2025 lumens for 90 minutes. EMB is rated for 500 cycles.

Product Specifications

Watts:	35 40 45 50	Dimmable:	1-10V
Lumens:	5202 6896 6501 7092	Beam Angle:	150°
Lumens/Watt:	148	Optics:	Polycarbonate Diffuser
Replaces:	Fluorescent Troffer	Frequency:	50 / 60 hz
Color Temp:	3500K 4000K 5000K	Housing:	Aluminum Frame
CRI:	80+	Fixture Color:	White
Input Voltage:	100V-277V	Mounting:	Chain-Cable Recessed Surface
Operating Temp:	-14°F to +104°F	Dimensions:	23.75 in X 47.75 in X 2.25 in
Rated Life:	70,000 hours	Weight:	13.6 lbs
		Warranty:	5 years

Product Options

Hanging Kit

Hanging Kit

35 / 40 / 46 Watt Adjustable 2X4 LED Backlit Panel Light



Product Details

SKU: MLLG-WD-LED-PANBLH-2X4-46-CC

Web ID: 2062

35 | 40 | 46 Watt Power & Color Adjustable 2X4 LED panel produces 4650 | 5200 | 5942 lumens at 130 lumens/watt. It has durable housing and uses long-life LED Chips. It features a 1-10V dimmable driver.

The Polycarbonate lens/diffuser provides uniform light distribution with minimal glare. It comes with 100V-277V LED Driver. Color Temperature can be selected by adjusting onboard toggles: 3500K or 4000K or 5000K.

This LED Panel has the following mounting options: Recessed or Surface. They are indoor-only fixtures and can operate in temperatures ranging from -14 F to 104 F.

Options:

Emergency Battery Backup - Call us for details and ordering

Product Specifications


Watts:	35 40 46	Dimmable:	1-10V
Lumens:	4650 5200 5942	Beam Angle:	110°
Lumens/Watt:	130	Optics:	Polycarbonate Diffuser
Replaces:	Fluorescent Troffer	Frequency:	50 / 60 hz
Color Temp:	3500K 4000K 5000K	Housing:	Aluminum Frame
CRI:	80+	Fixture Color:	White
Input Voltage:	100V-277V	Mounting:	Recessed Surface
Operating Temp:	-14°F to +104°F	Dimensions:	47.8 in X 23.75 in X 1.5 in
Rated Life:	50,000 (L70) hours	Weight:	9.2 lbs
		Warranty:	5 years

Product Options

Surface Mounting Kit

Surface Mounting Kit

20 / 25 / 30 / 35 Watt Adjustable 1X4 LED Backlit Panel Light



Product Details

SKU: MLLG-AL-LED-PANBLH-1x4-WC-CC

Web ID: 1812

20 | 25 | 30 | 35 Watt power & color adjustable 1X4 back lit flat LED panel produces 2791 | 3510 | 4071 | 4388 lumens at 140 lumens/watt replacing 32 Watt Fluorescent. It is designed with a corrosion-resistant aluminum frame. It also features a 1-10V dimmable driver with low voltage protection short circuit and circuit overload protection all built-in. The anti-yellowing Polycarbonate lens/diffuser provides uniform light distribution with minimal glare. It comes with 100V-277V LED Driver and is available in Color Temperature Selectable: 3000K or 3500K or 4000K or 5000K.

This fixture can be recessed mounted for drop-in grid ceiling installations. You can also suspend it with wire (not included) using attached clips. The clips allow the fixture to be locked into the grid ideal for areas that are prone to earthquakes. These panels are Damp location-rated. They are indoor-only fixtures and can operate in temperatures ranging from -14 F to 104 F.

Product Specifications

Watts:	20 25 30 35	Dimmable:	1-10V
Lumens:	2791 3510 4071 4388	Beam Angle:	110°
Lumens/Watt:	140	Optics:	Polycarbonate Diffuser
Replaces:	32 Watt Fluorescent	Frequency:	50 / 60 hz
Color Temp:	3000K 3500K 4000K 5000K	Housing:	Aluminum Frame
CRI:	80+	Fixture Color:	White
IP Rating:	IP40	Mounting:	Chain-Cable Recessed Surface
Input Voltage:	100V-277V	Dimensions:	11 7/8 in X 47 3/4 in X 1 3/4 in
Operating Temp:	-14°F to +104°F	Weight:	12 lbs
Rated Life:	50,000 hours	Warranty:	5 years

Product Options


Hanging Kit

[Hanging Kit](#)

Surface Mount Kit

[Surface Mount Kit](#)

20 / 25 / 30 Watt Adjustable 2x2 Troffer Light | 2500 to 3750 Lumens



Product Details

SKU: MLLG-WD-LED-PANTH-2X2-WC-CC

Web ID: 1980

20 | 25 | 30 Watt Power & Color Adjustable 2X2 LED troffer produces 2500 | 3125 | 3750 lumens at 125 lumens/watt. It has a durable housing and uses long-lasting LED Chips. It features a 1-10V dimmable driver.

The Polycarbonate lens/diffuser provides uniform light distribution with minimal glare. It comes with 100V-277V LED Driver and color can be field selectable to your choice: 3500K or 4000K or 5000K color tunable temperature.

This fixture can be recessed mounted for drop-in grid ceiling installations. These troffers are Damp location rated. They are indoor-only fixtures and can operate in temperatures ranging from -14 F to 104 F.

Product Specifications

Watts:	20 25 30	Dimmable:	1-10V
Lumens:	2500 3125 3750	Beam Angle:	119°
Lumens/Watt:	125	Optics:	Polycarbonate Diffuser
Replaces:	Fluorescent Troffer	Frequency:	50 / 60 hz
Color Temp:	3500K 4000K 5000K	Housing:	Aluminum Frame
CRI:	80+	Fixture Color:	White
Input Voltage:	100V-277V	Mounting:	Recessed
Operating Temp:	-14°F to +104°F	Dimensions:	23.75 in x 23.75 in x 3.1 in
Rated Life:	70,000 hours	Weight:	11.4 lbs
		Warranty:	5 years

34 to 45 Watt Power & Color Adjustable 2x4 Troffer Light | 4250 to 5715 Lumens



Product Details

SKU: MLLG-WD-LED-PANTH-2X4-WC-CC

Web ID: 1981

34 | 38 | 45 Watt Power & Color Adjustable 2X4 LED troffer produces 4250 | 4758 | 5715 lumens at 125 lumens/watt. It has a durable housing and uses long-lasting LED Chips. It features a 1-10V dimmable driver.

The Polycarbonate lens/diffuser provides uniform light distribution with minimal glare. It comes with 100V-277V LED Driver and color can be field selectable to your choice: 3500K or 4000K or 5000K color tunable temperature.

This fixture can be recessed mounted for drop-in grid ceiling installations. These troffers are Damp location rated. They are indoor-only fixtures and can operate in temperatures ranging from -14 F to 104 F.

Product Specifications

Watts:	34 38 45	Dimmable:	1-10V
Lumens:	4250 4758 5715	Beam Angle:	119°
Lumens/Watt:	125	Optics:	Polycarbonate Diffuser
Replaces:	Fluorescent Troffer	Frequency:	50 / 60 hz
Color Temp:	3500K 4000K 5000K	Housing:	Aluminum Frame
CRI:	80+	Fixture Color:	White
Input Voltage:	100V-277V	Mounting:	Recessed
Operating Temp:	-14°F to +104°F	Dimensions:	23.75 in x 47.75 in
Rated Life:	70,000 hours	Weight:	11.4 lbs
		Warranty:	5 years