

⚡ Wiring Diagram



? Troubleshooting

Problem	Possible Cause	Solutions
LEDs stop working	The power line is improperly connected.	Reconnect the power cable.
	The power plug is loose.	Firmly plug the power in.
	The LED driver malfunctions.	Replace with new driver.
	The LED chip is damaged.	Replace with new LEDs.
LEDs flash on and off	The output of the driver is abnormal.	Replace with new driver.
	The LED chip breaks down.	Replace with new LED chip.

☰ Warranty

5 years warranty for original purchaser of LED product that is identified on seller's invoice reflecting its original purchase (the "Product").

1. In order to make a warranty claim, you must notify seller in writing within sixty(60) days after your discovery of the defect, provide proof of purchase such as the invoice and comply with seller's other warranty requirements. Upon receiving that notice, to ascertain why fixtures stop working, evidences would be needed for seller's QC Team to analyze. Seller may require you to promptly return the Product to Seller when necessary, freight prepaid.



2. The determination of whether the Product is defective shall be made by Seller in its sole discretion with consideration given to the overall performance of the Product.

3. If seller determines the Product is defective, Seller will elect, in its sole discretion, repair the Product or replace the Product. Seller reserves the right to utilize new, reconditioned, refurbished, repaired or remanufactured products or parts in the warranty repair or replacement process. Such products and parts will be comparable in function and performance to an original product or part, as determined by Seller in its sole discretion, and warranted for the remainder of the original warranty period. However, cost of labor and equipment to remove the defective product and install a repaired or a replacement Product at the end-user facility are excluded. Supplier's aggregate liability with respect to a defective product shall in any event be limited to the money paid to buyer for that defective product.

The following circumstances will not be warranted:

1. Damage caused by force majeure such as war, riots, sabotage, cyclones, earthquakes, tidal waves, flooding, lightning strikes, explosions, fire, flood, etc.
2. Damage caused by user's improper delivery, defects caused by wrong operation, wrong treatment and destruction of machinery.
3. Dismantling or modification or improper maintenance or repairing of the products without the supplier's authorization.
4. Damage caused by buyer or installer using bad quality cable or other mismatching electronic parts.
5. This warranty is invalid if the product is not used for the purpose for which is originally designed. Any disputes occurred shall be applied to the laws and regulations of P.R.C.

The seller has the sole right to interpret and amend the above articles.



100W/120W/150W/200W/240W



Reminder

We appreciate your purchase!

Please read the instruction manual before installation and keep it for future reference.



Warning

1. To avoid damage, falling, electric shock or fire, please do not modify the lamp or replace accessories without confirming with the supplier first.
2. Please authorize only qualified personnel to install the lamp and ensure they follow the instruction manual. Any improper installation might cause falling, electric shock, fire, or other injury, damage or hazard.
3. Please disconnect power before installation or any maintenance of the lamp.
4. Please disconnect power if it begins to smoke or emit odors, since fire or electric shock may occur. Ask qualified person to inspect and maintain the luminaire.
5. Please do not dismantle the lamp without the supplier's authorization.
6. Please do not touch the power supply when the lamp is operating.
7. The external flexible cable or cord of this luminaire cannot be replaced; if the cord is damaged, the luminaire shall be destroyed.
8. Terminal block not included. The electrical fitting must be installed by a licensed electrician.
9. The light source contained in this luminaire shall only be replaced by the manufacturer or his service agent or a similar qualified person.
10. Only to be installed outside arms reach.
11. For use in environments where an accumulation of non-conductive dust on the luminaire may be expected.
12. Mounting heights of lights not higher than 30m.

Caution risk of electric shock



Application

With unique high-purity die-cast aluminum heat sink, high-brightness SMD chip, high-efficiency constant current and constant voltage power driver, the LED high bay is designed for factories, workshops, warehouses, highway toll stations, gas stations, supermarkets, exhibition halls, stadiums and similar applications.



Technical Parameters

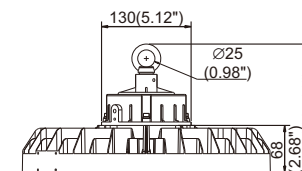

Product Specifications	100W	120W	150W	200W	240W
Input Voltage	AC100-277V(NA) / AC200-240V				
Power Frequency	50 / 60Hz				
Outlook Dimensions	Ø360 x 186mm (Ø14.17" x 7.32")				
Luminaire Net Weight	4.1±0.3kg (9.04±0.66Lbs)		4.2±0.3kg (9.260.66Lbs)		
Working Temperature	0°C to +50°C (-32°F to +122°F)				
Storing Temperature	-40°C to +70°C (-40°F to +158°F)				



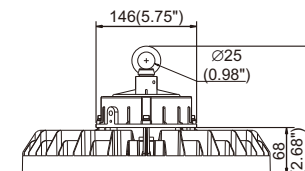

Installation Instructions

Loop hanging installation

A Physical Dimensions(mm/inch)

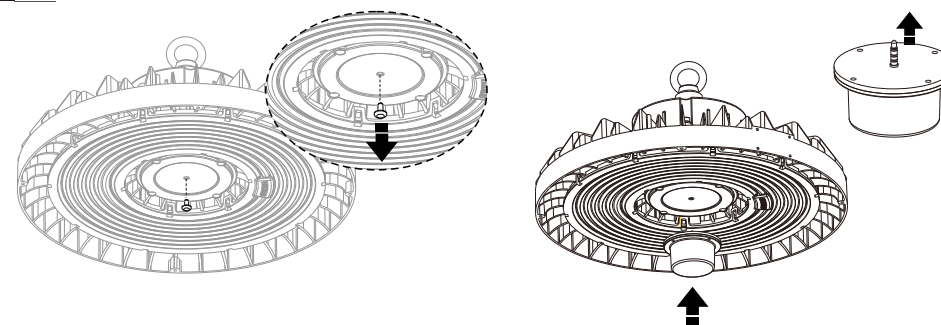


100W/120W/150W

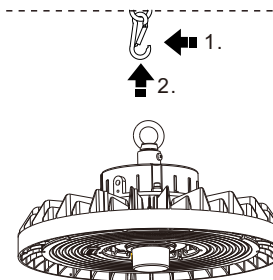


200W/240W

1.



2.



3.

